




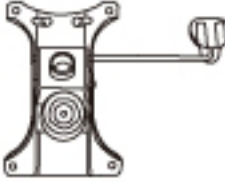




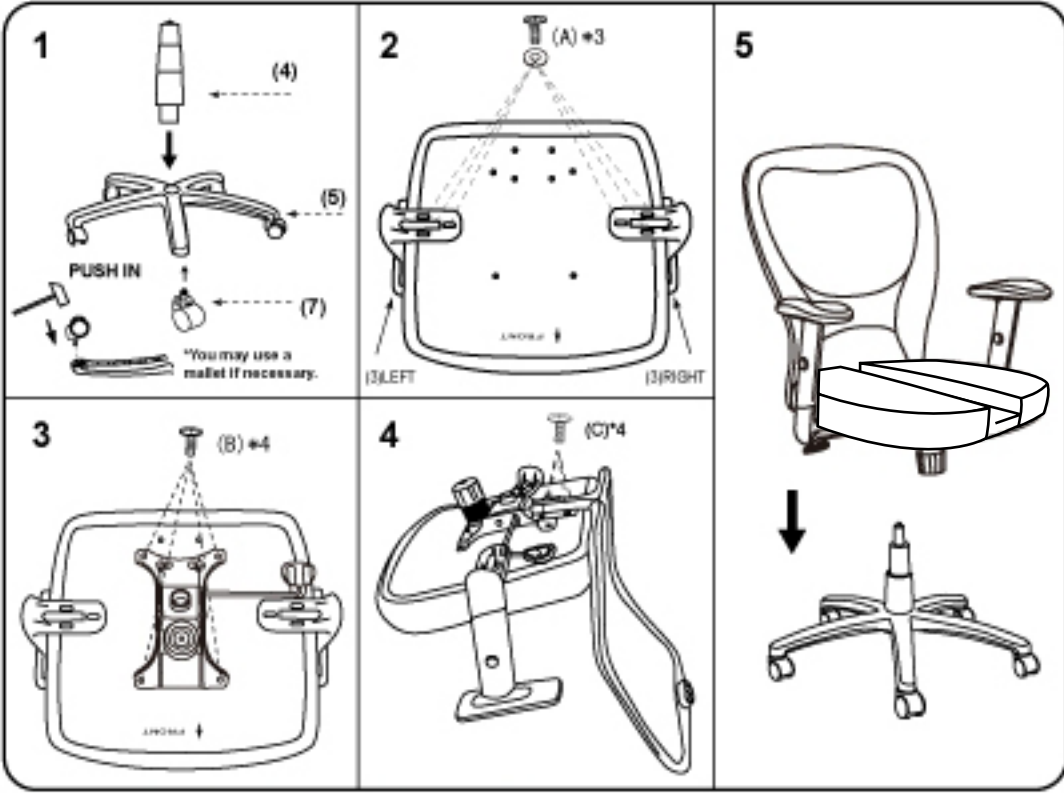


Please unscrew all hardware from cushion before assembly.
Por favor de destornillar todos los tornillos del cojín antes de ensamblar la silla.

CT 6508

(1)x1  Back Cushion	(2)x1  Seat Cushion	(3)x1 (L)x1 (R)  Left-Arm-L Right-Arm-R
(4)x1  TU026 Gas Lift W/ Cover	(5)x1  TU005 Nylon Base	(6)x1  Mechanism
(7)x5  TU015 Caster		

(A)x6		M6*35	ARM SCREW
(B)x4		M8*25	MECHANISM SCREW
(C)x4		M8*25	L-bar Screw



Insert and loosely tighten all screws. When assembly is completed, fully tighten all screws before using. This chair is only intended for sitting. Any other use will void the warranty.



A Better Way To Sit®
 Please visit our website at...
www.carmichaelthrone.com