
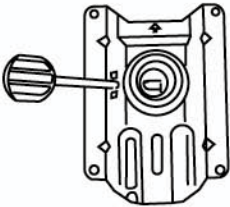
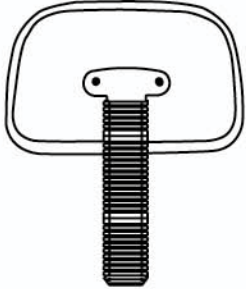
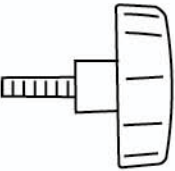


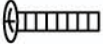
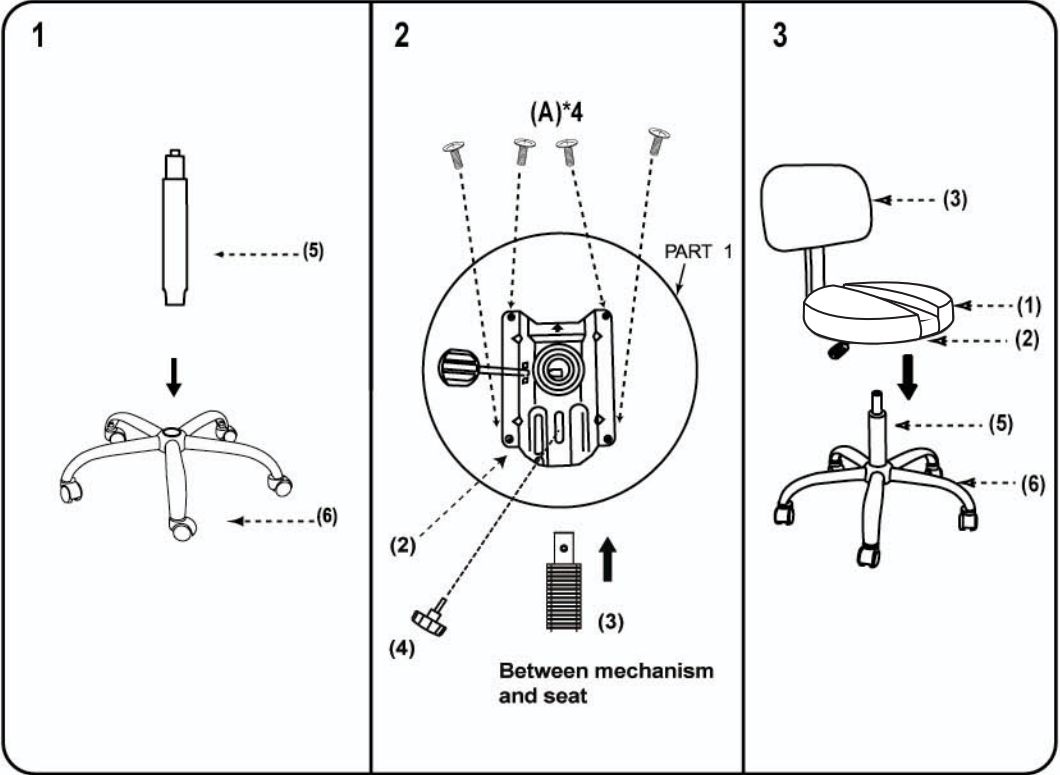



**Please unscrew all hardware from cushion before assembly.**  
**Por favor de destornillar todos los tornillos del cojín antes de ensamblar la silla.**

**CT 245**

(1)x1	(2)x1	(3)x1
		
Seat Cushion	TU001-305/Mechanism	Back Cushion W/ Back Support & Bellow
(4)x1	(5)x1	(6)x1
		
TU305-Knob/Knob	TU026-240/5 / Gas Lift	Base with Casters
(A)X4	 M8X22 MECHANISM SCREW	



**Insert and loosely tighten all screws. When assembly is completed, fully tighten all screws before using. This chair is only intended for sitting. Any other use will void the warranty.**



A **Better** Way To Sit®  
 Please visit our website at...  
[www.carmichaelthrone.com](http://www.carmichaelthrone.com)